

BTSA Homestead Range – Sibbald Flats

June 8th, 2019

Saturday: Set-up Begins @ 08:00am

Registration: 9:30am / First Shot: Shortly Thereafter



**Buffalo Target
Shooters Association**

Match Director: Frank Turner

Match Copy is Subject to Change

Stages	Rounds	Paper	Steel
6	119	27	33

Note: 4 stages will be set up in the morning, and these stages will be reset for the afternoon.

*****SPECIAL ADVISORY: ALL ABLE-BODIED SHOOTERS MUST ACTIVELY PARTICIPATE WITH SET-UP AND TEAR DOWN. ANY CAPABLE SHOOTERS NOT HELPING DURING THE WORKING PHASES OF THE MATCH WILL RECEIVE A ZERO SCORE – SPECIAL CONSIDERATIONS WILL APPLY*****



CM 03-12

Ironsides

RULES: USPSA Handgun Competition Rules, current edition COURSE DESIGNER: John Major — Modifications by US Design Team

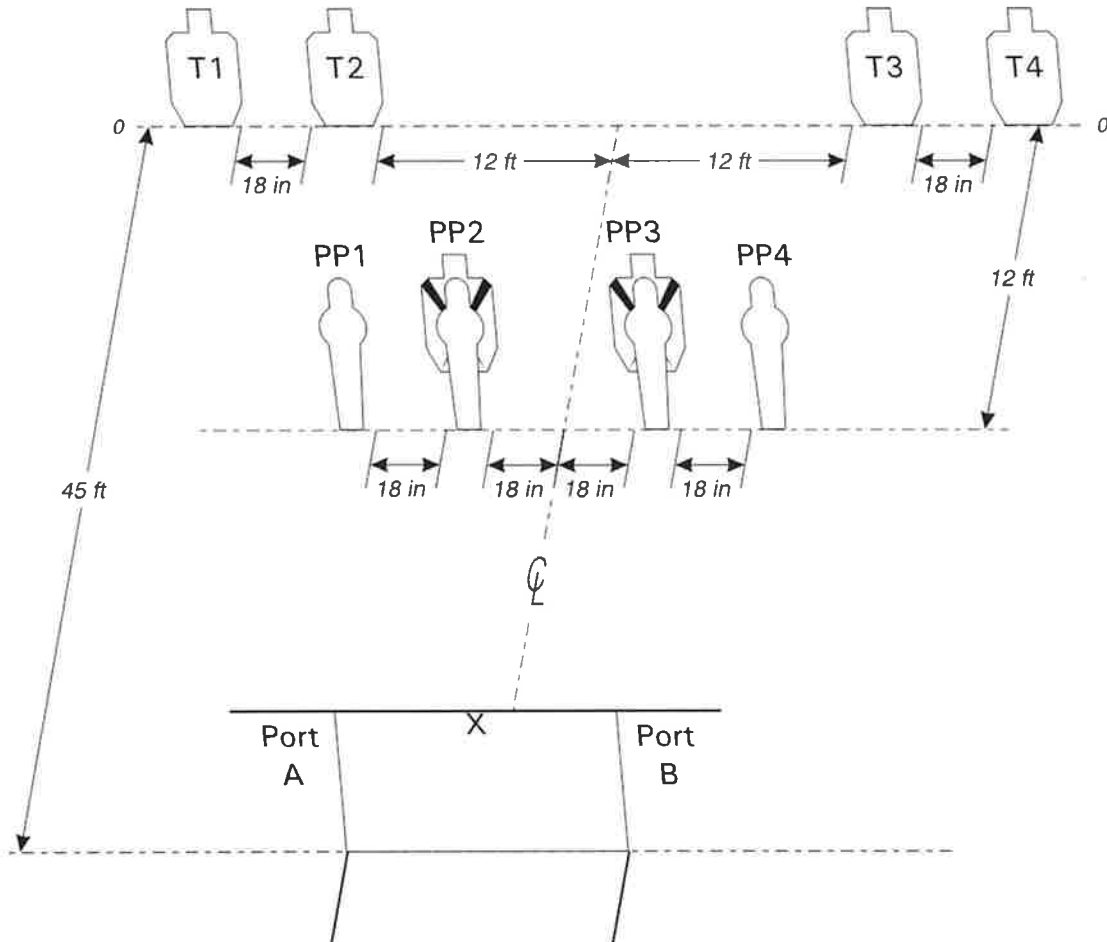
START POSITION: Standing centered behind wall, both hands resting on top of wall. Handgun is loaded and holstered as per ready condition in rule 8.1.1 and 8.1.2.

STAGE PROCEDURE

On signal, from Port A engage only T1, T2, PP1 and PP2, and from Port B engage only T3, T4, PP3 and PP4. Competitor may begin at port of choice.

SCORING

SCORING: Comstock, 12 rounds, 60 points
TARGETS: 4 Metric, 4 Pepper poppers
SCORED HITS: Best 2/paper/ KD=1A
START - STOP: Audible - Last shot
PENALTIES: Per current edition USPSA Handgun Competition Rules



SETUP NOTES: Set paper targets to 4 feet high at shoulders. Shooting area is 8 feet wide behind 4-foot high barricade. Bars over port extend 2 feet. No-shoots behind Pepper poppers are to be set so the tops of the poppers are at the B-C scoring line of the no-shoots and



centered behind the poppers when viewed from the shooting position. Set no-shoots 4 feet behind the poppers to allow poppers to fall.



CM 08-01

4 Bill Drill

RULES: USPSA Handgun Competition Rules, current edition **COURSE DESIGNER:** 2007 1911 Design Team

START POSITION: Standing, facing down range. Wrists above respective shoulders. Handgun is loaded and holstered as per ready condition in rule 8.1.1 and 8.1.2.

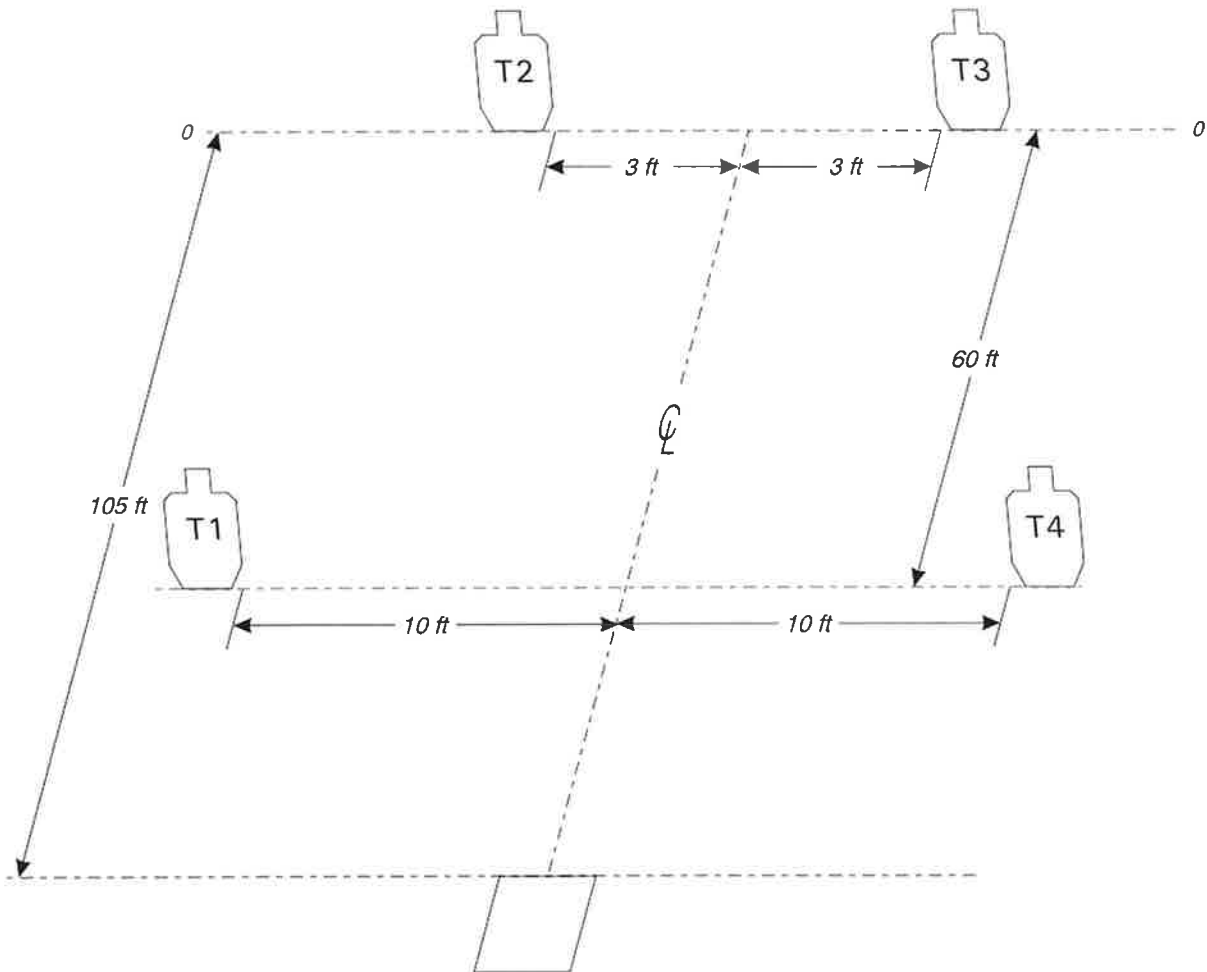
STAGE PROCEDURE

- String 1: On signal, engage one target with only six rounds freestyle, make a mandatory reload and engage another target with only six rounds strong hand unsupported.
- String 2: On signal, engage one target with only six rounds freestyle, perform a mandatory reload and engage another target with only six rounds weak hand unsupported.

SCORING

- SCORING:** Virginia Count, 24 rounds, 120 points
- TARGETS:** 4 Metric
- SCORED HITS:** Best 6/paper
- START - STOP:** Audible - Last shot
- PENALTIES:** Per current edition of USPSA Handgun Competition Rules

All rounds must be fired from within the shooting box.



SETUP NOTES: Set paper targets to 5 feet high at shoulders. Box is 3 feet by 3 feet.





CM 99-28

Hillbillton Drill

RULES: USPSA Handgun Competition Rules, current edition **COURSE DESIGNER:** Joe Cabigas—Modifications by US Design Team

START POSITION: Standing in Box A facing targets with both wrists above respective shoulders. Handgun is loaded and holstered as per ready condition in rule 8.1.1 and 8.1.2.

STAGE PROCEDURE

Upon start signal, from Box A, engage only T1-T3, perform a mandatory reload, and from Box A engage PP1-PP6.

SCORING

SCORING: Comstock. 12 rounds. 60 points

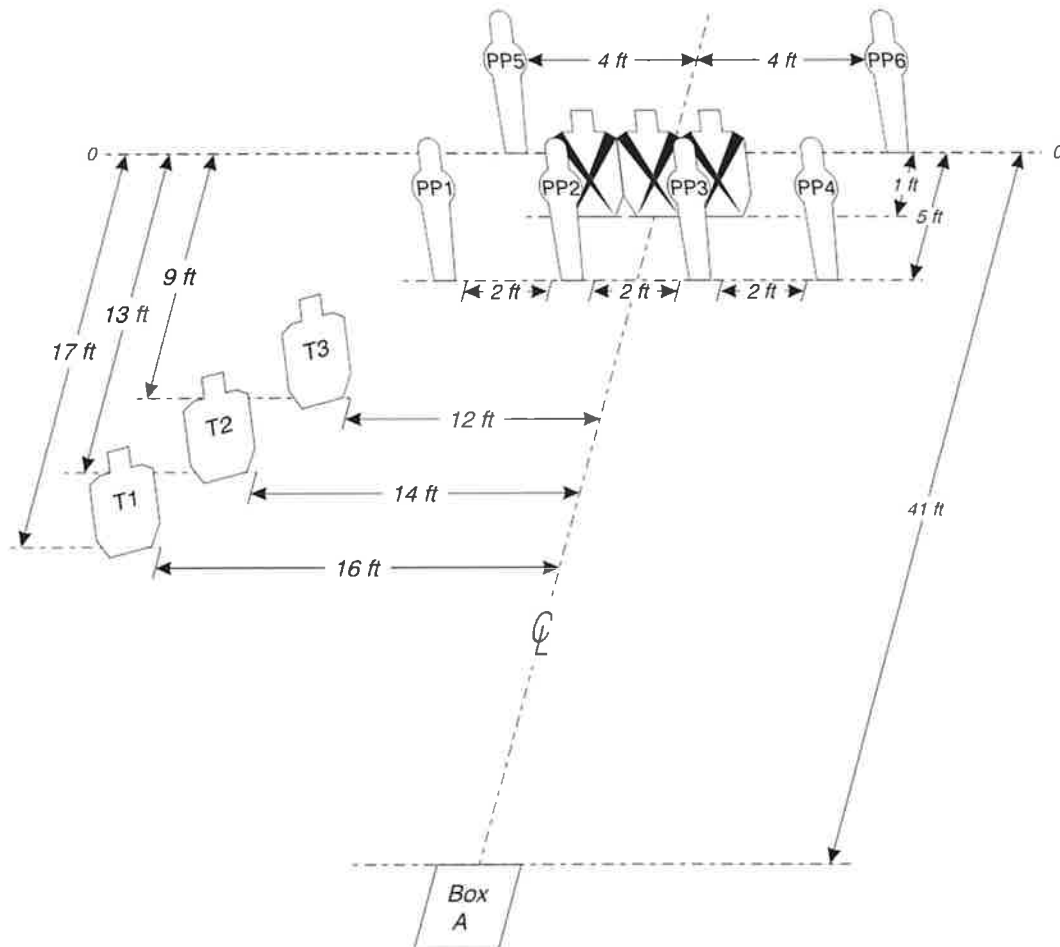
TARGETS: 3 Metric. 6 Pepper poppers

SCORED HITS: Best 2/paper. KD = 1 A

START - STOP: Audible - Last shot

PENALTIES: Per current edition of USPSA Handgun Competition Rules

Failure to perform the mandatory reload will result in one procedural penalty per shot fired.



SETUP NOTES: Angle T1-T3 toward shooting Box A with right edge of each target placed at distances indicated. Box A is 3 feet by 3 feet. Set paper targets and no-shoots to 5 feet high at shoulders. No-shoots



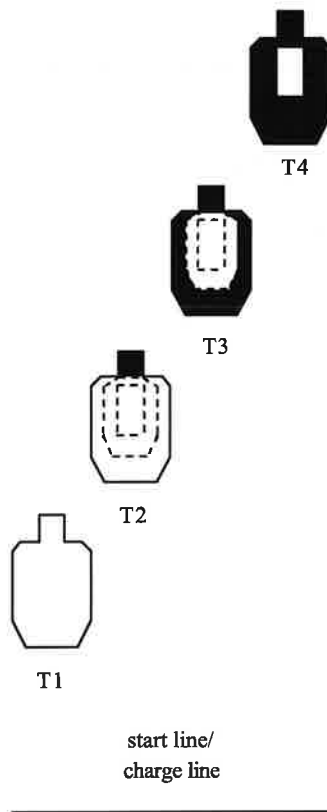
are set with edges touching the next no-shoot. The array is then centered with the middle no-shoot centered on the center line.

5, 10, 15, 20 (Hard)

RULES: Practical Shooting Handbook, Latest Edition **COURSE DESIGNER:** Bob Woolley

START POSITION: Behind start/charge line directly in front of appropriate target, loaded gun in holster, hand position of shooter's choice (but may not be touching gun).

STAGE PROCEDURE	SCORING
String 1: At signal, draw and engage T1 with 6 rounds.	SCORING: Virginia count, 24 rounds, 120 points
String 2: At signal, draw and engage T2 with 6 rounds.	TARGETS: 4 IPSC
String 3: At signal, draw and engage T3 with 6 rounds.	SCORED HITS: Best 6 per IPSC
String 4: At signal, draw and engage T4 with 6 rounds.	START-STOP: Audible - Last shot
	PENALTIES: Procedural. -10 Extra shot. -10 Extra hit. -10 Miss. -10



SETUP NOTES: Targets are set at 5, 10, 15, and 20 yards from start/charge line.

RO NOTES: If course is set up in narrow bay, so that there is not room for much lateral separation between targets, be sure to check T2 for stray hits from the T1 engagement before string 2, and so forth.

5 Card Draw

RULES: Practical Shooting Handbook, Latest Edition **COURSE DESIGNER:** Chuck Anderson

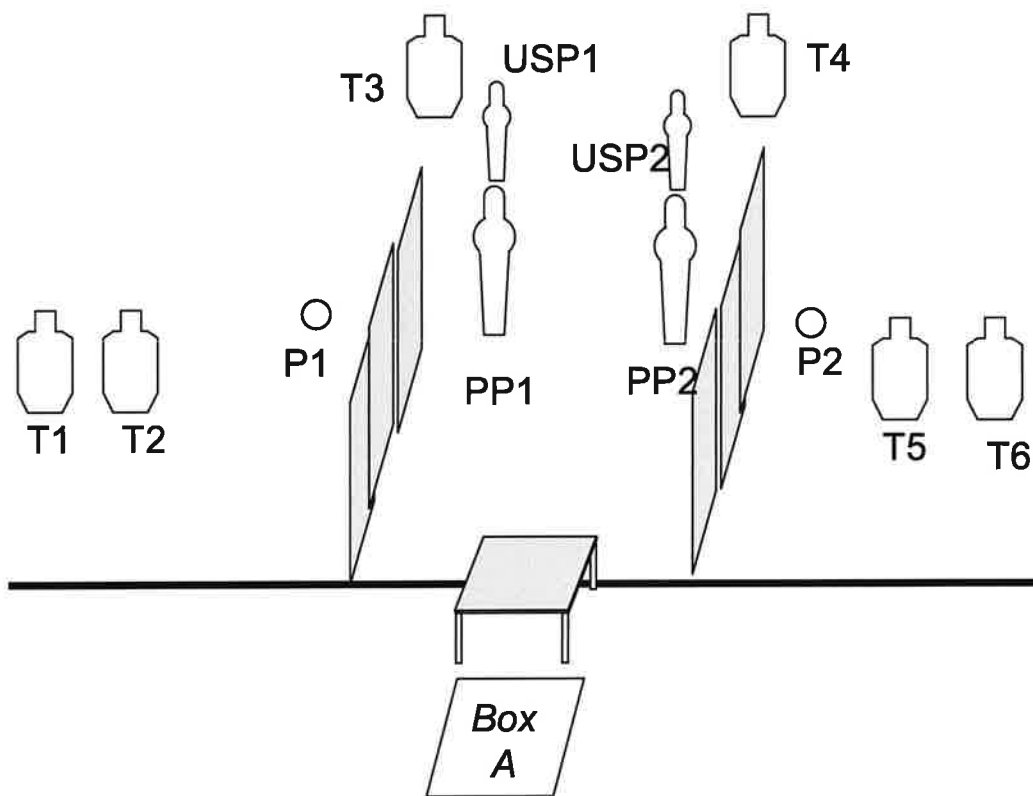
START POSITION: Standing in Box A facing downrange with hands naturally at sides. **Unloaded** Handgun and **all** magazines or loading devices are fully on table. No part of the gun, magazines, or other loading devices shall be off of the table. Gun is laying flat and unsupported in ready condition as per Rule 8.1.3

STAGE PROCEDURE

At audible start engage all targets as they become visible from behind the fault line. All reloads must come from ammunition on the table.

SCORING

SCORING: Comstock, 18 rounds, 90 points
TARGETS: 6 IPSC, 2 PP, 2 USP, 2 Plates
SCORED HITS: Best 2 per IPSC, steel down = 1A
START-STOP: Audible - Last shot
PENALTIES: Procedural. -10
 Miss. -10



SETUP NOTES:

Set plates at 10 yards from fault line. Set Pepper Poppers at 10 yards from fault line. Set US Poppers at 12 yards from fault line. Walls to extend beyond US Poppers.

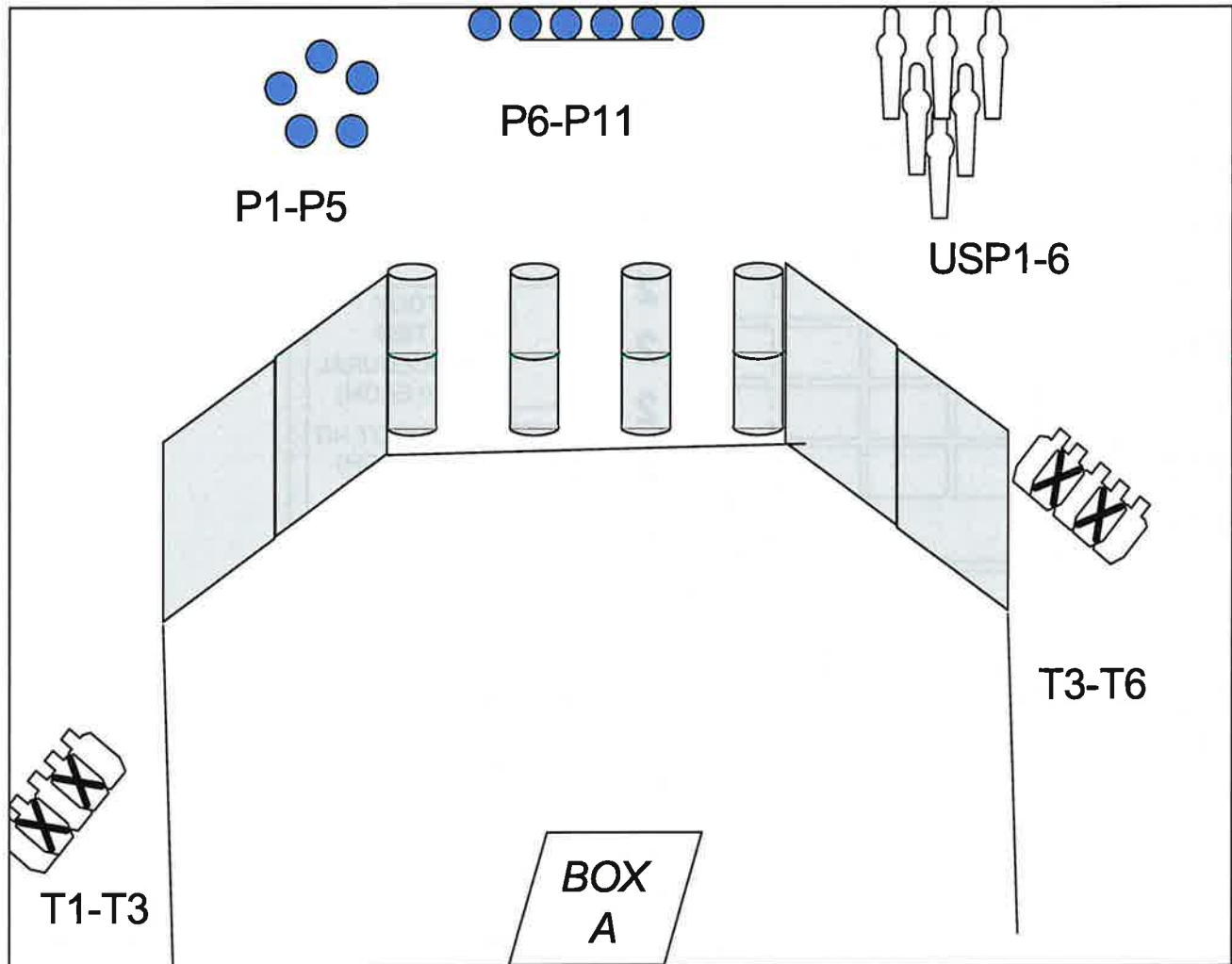
RO NOTES:

A LOT OF STEEL

RULES: Practical Shooting Handbook, Latest Edition **COURSE DESIGNER:** BILL MARRS

START POSITION: STANDING IN BOX A Handgun loaded and holstered as per rule 8.1

STAGE PROCEDURE	SCORING
<p>UPON AUDIBLE START, ENGAGE ALL TARGETS AS THEY BECOME VISIBLE FROM BEHIND FAULT LINES. TARGETS MAY BE ENGAGED FROM WITHIN BOX A</p>	<p>SCORING: Comstock, 29 rounds, 145 points TARGETS: 6 IPSC, 6 USP 11 PLATE SCORED HITS: Best 2 per IPSC, steel down = 1A START-STOP: Audible - Last shot PENALTIES: Procedural. -10 No-shoot hit. -10 Miss. -10</p>



SETUP NOTES:	RO NOTES:
---------------------	------------------